

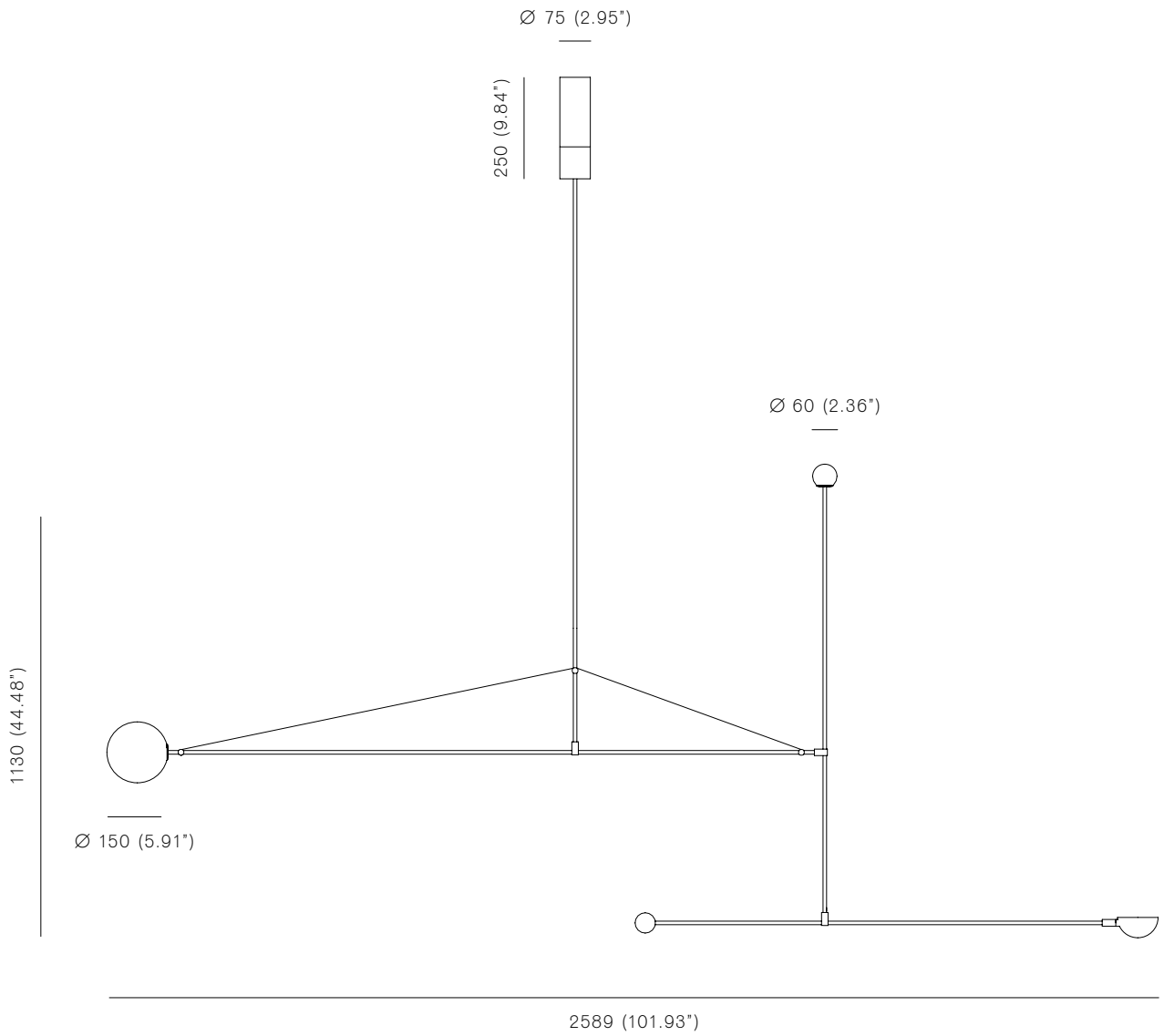
MICHAEL ANASTASSIADES

Mobile Chandelier 1, 2008





Mobile Chandelier 1, 2008
Black patinated brass
Mouth blown opaline spheres
Pendant rod length to order



Dimensions may vary for balancing purposes.

Bulb specifications

G6.35, 50W / 12V frosted halogen for \varnothing 150mm sphere
760lm / 2700K

G4, 20W / 12V frosted halogen for \varnothing 60mm sphere
250lm / 2700K

120V version supplied with a 4" junction box cover

Product specifications

Input voltage: 120V / 240V

Maximum wattage: 50W for \varnothing 150mm sphere, 25W for \varnothing 60mm sphere

Dimmable: yes

Product weight: ~15kg

Minimum total drop 1420mm (with remote transformer). Maximum total drop 2700mm.

Please supply required drop length of fixture, measured from the ceiling to bottom fitting at time of order.

Customisable dimensions upon request. Charges may apply. Minimum width 2000mm, maximum width 2589mm.

Cleaning instructions

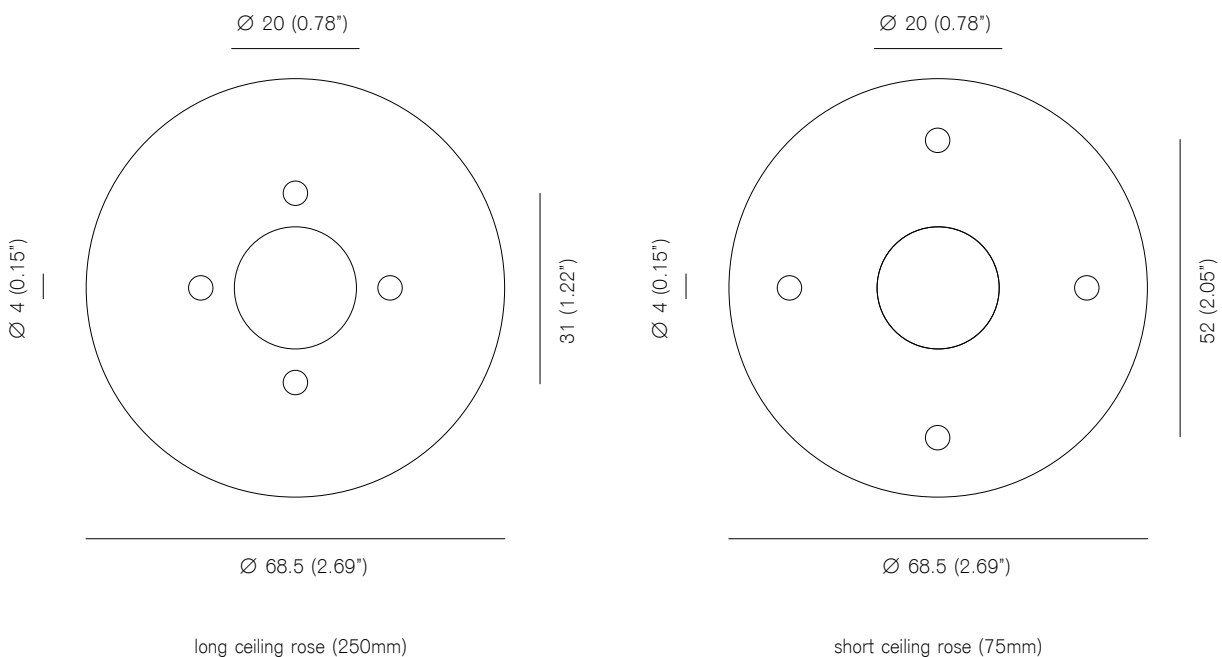
Before cleaning, lighting fixtures must be turned off and unplugged from mains electricity. Whilst cleaning them please be extremely careful and use the white cotton gloves provided in the product box.

Black patinated: Use a lightly damp soft dust cloth and gently go over marks until clean. Dry it afterwards with a soft dust cloth. Make sure the product is completely dry before switching the electricity on.

Opaline glass: Remove the opaline glass sphere from the product. Using a lightly damp cloth, clean only the outside of the sphere and dry it with a dry soft dust cloth.

Only put the glass sphere back on the product once it is fully dry.

Backplates



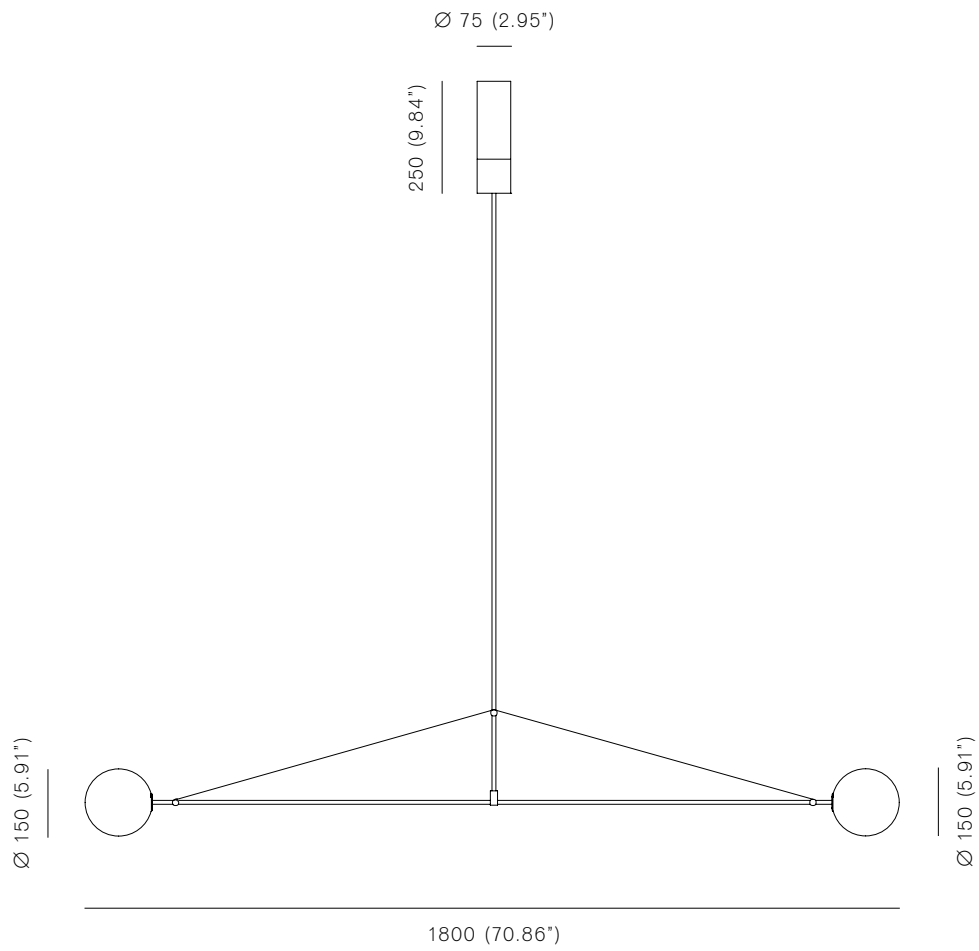
Mounting screws not included.

4mm countersunk screw recommended.

Mobile Chandelier 2, 2008



Mobile Chandelier 2, 2008
Black patinated brass
Mouth blown opaline spheres
Pendant rod length to order



Dimensions may vary for balancing purposes.

Bulb specifications

G6.35, 50W / 12V frosted halogen for \varnothing 150mm sphere
760lm / 2700K

120V version supplied with a 4" junction box cover

Product specifications

Input voltage: 120V / 240V

Maximum wattage: 50W

Dimmable: yes

Product weight: ~15kg

Minimum total drop 575mm (with remote transformer). Maximum total drop 2300mm.

Please supply required drop length of fixture, measured from the ceiling to bottom fitting at time of order.

Customisable dimensions upon request. Charges may apply. Minimum width 1500mm, maximum width 1952mm.

Cleaning instructions

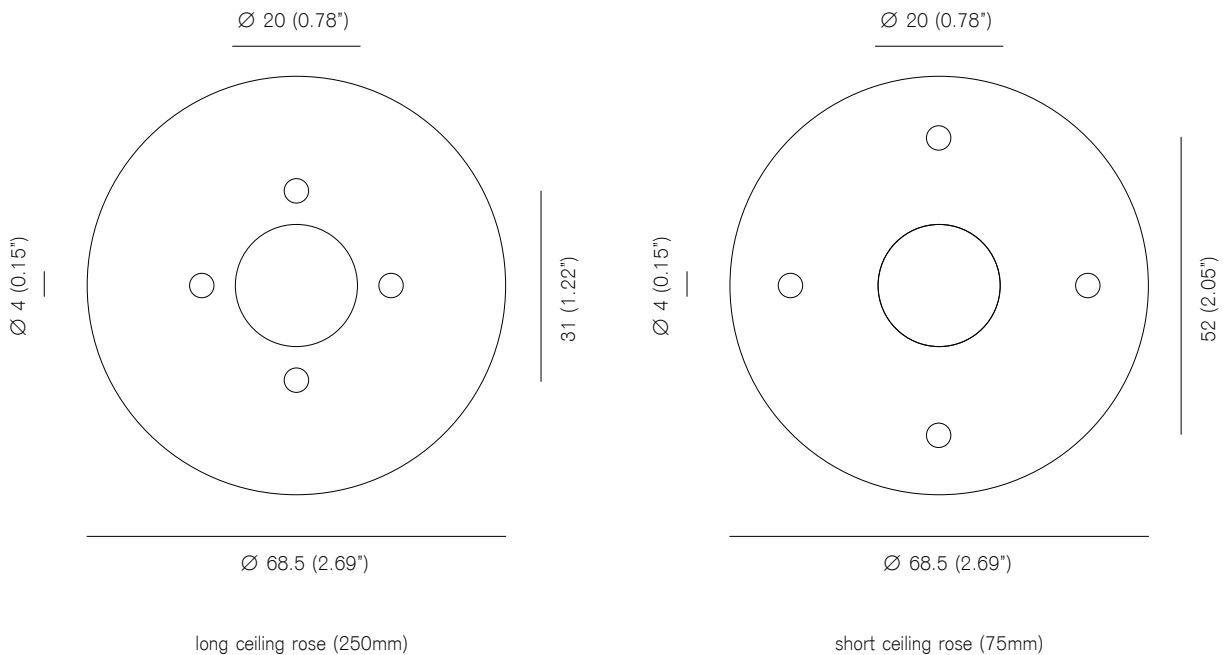
Before cleaning, lighting fixtures must be turned off and unplugged from mains electricity. Whilst cleaning them please be extremely careful and use the white cotton gloves provided in the product box.

Black patinated: Use a lightly damp soft dust cloth and gently go over marks until clean. Dry it afterwards with a soft dust cloth. Make sure the product is completely dry before switching the electricity on.

Opaline glass: Remove the opaline glass sphere from the product. Using a lightly damp cloth, clean only the outside of the sphere and dry it with a dry soft dust cloth.

Only put the glass sphere back on the product once it is fully dry.


Backplate



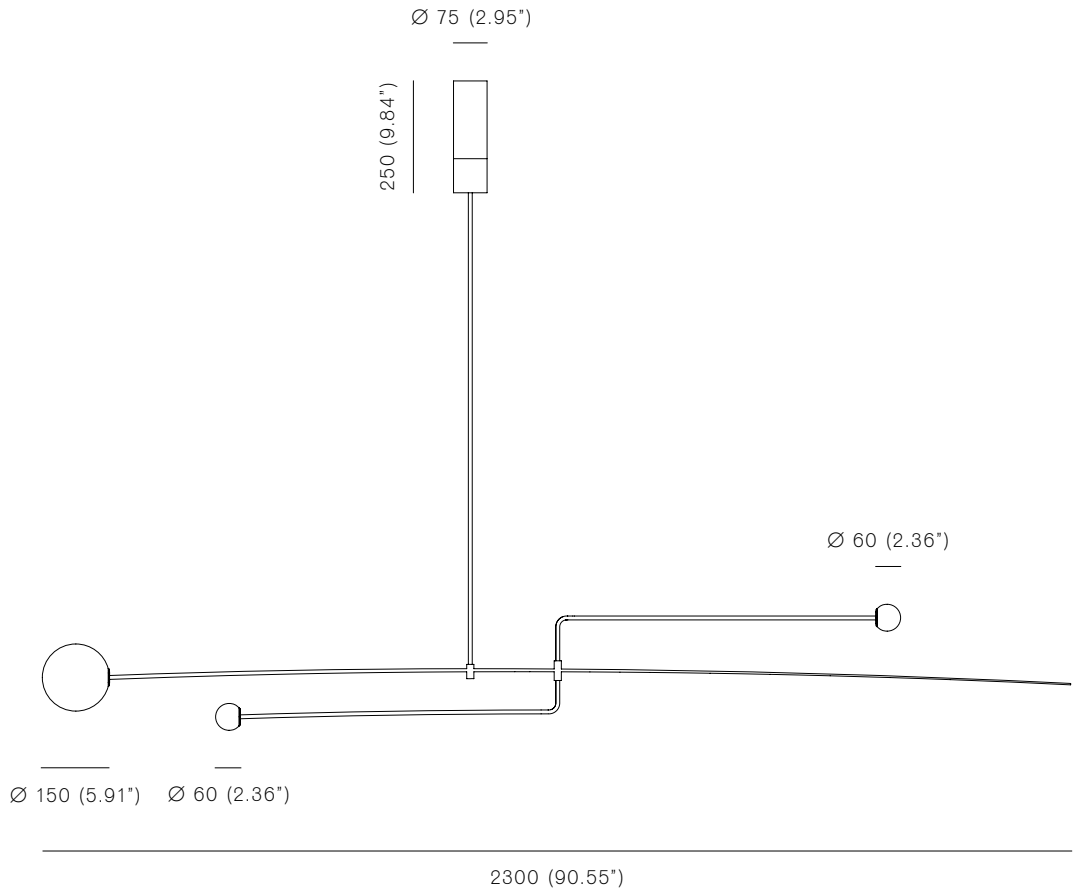
Mounting screws not included.

4mm countersunk screw recommended.

Mobile Chandelier 3, 2008



Mobile Chandelier 3, 2008
Black patinated brass
Mouth blown opaline spheres
Pendant rod length to order



Dimensions may vary for balancing purposes.

Bulb specifications

G6.35, 50W / 12V frosted halogen for \varnothing 150mm sphere
760lm / 2700K

G4, 20W / 12V frosted halogen for \varnothing 60mm sphere
250lm / 2700K

120V version supplied with a 4" junction box cover

Product specifications

Input voltage: 120V / 240V

Maximum wattage: 50W for \varnothing 150mm sphere, 25W for \varnothing 60mm sphere

Dimmable: yes

Product weight: ~15kg

Minimum total drop 440mm (with remote transformer). Maximum total drop 2370mm.

Please supply required drop length of fixture, measured from the ceiling to bottom fitting at time of order

Customisable dimensions upon request. Charges may apply Minimum width 1800mm, maximum width 2300mm.

Cleaning instructions

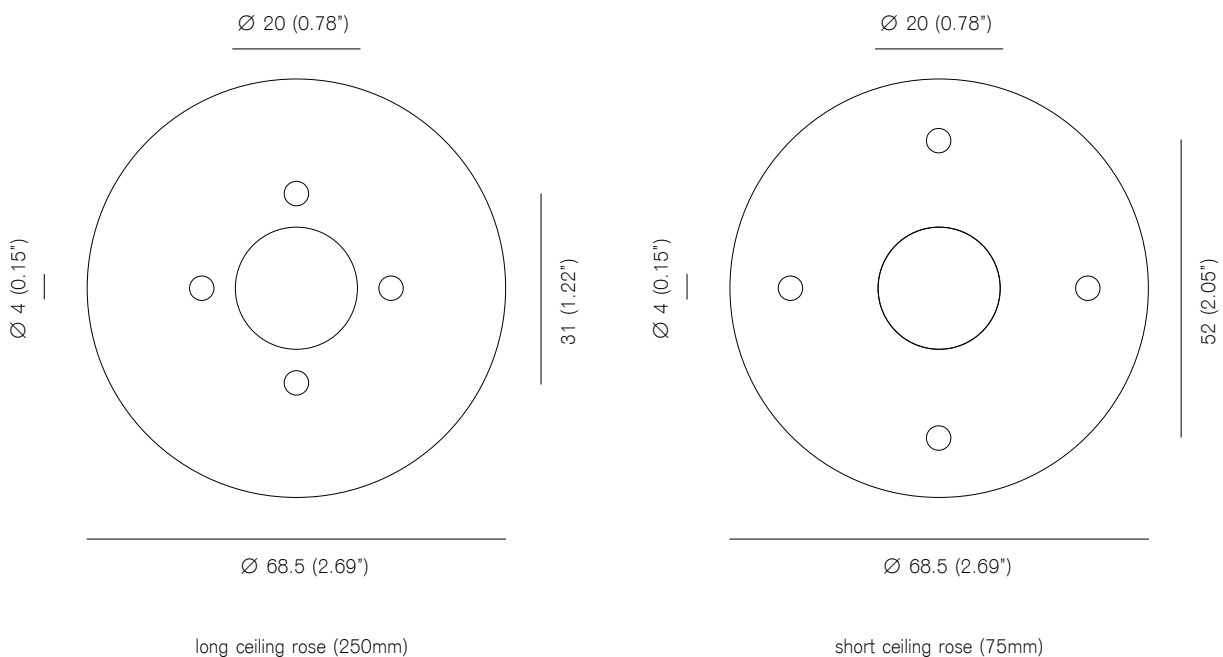
Before cleaning, lighting fixtures must be turned off and unplugged from mains electricity. Whilst cleaning them please be extremely careful and use the white cotton gloves provided in the product box.

Black patinated: Use a lightly damp soft dust cloth and gently go over marks until clean. Dry it afterwards with a soft dust cloth. Make sure the product is completely dry before switching the electricity on.

Opaline glass: Remove the opaline glass sphere from the product. Using a lightly damp cloth, clean only the outside of the sphere and dry it with a dry soft dust cloth.

Only put the glass sphere back on the product once it is fully dry.

Backplate



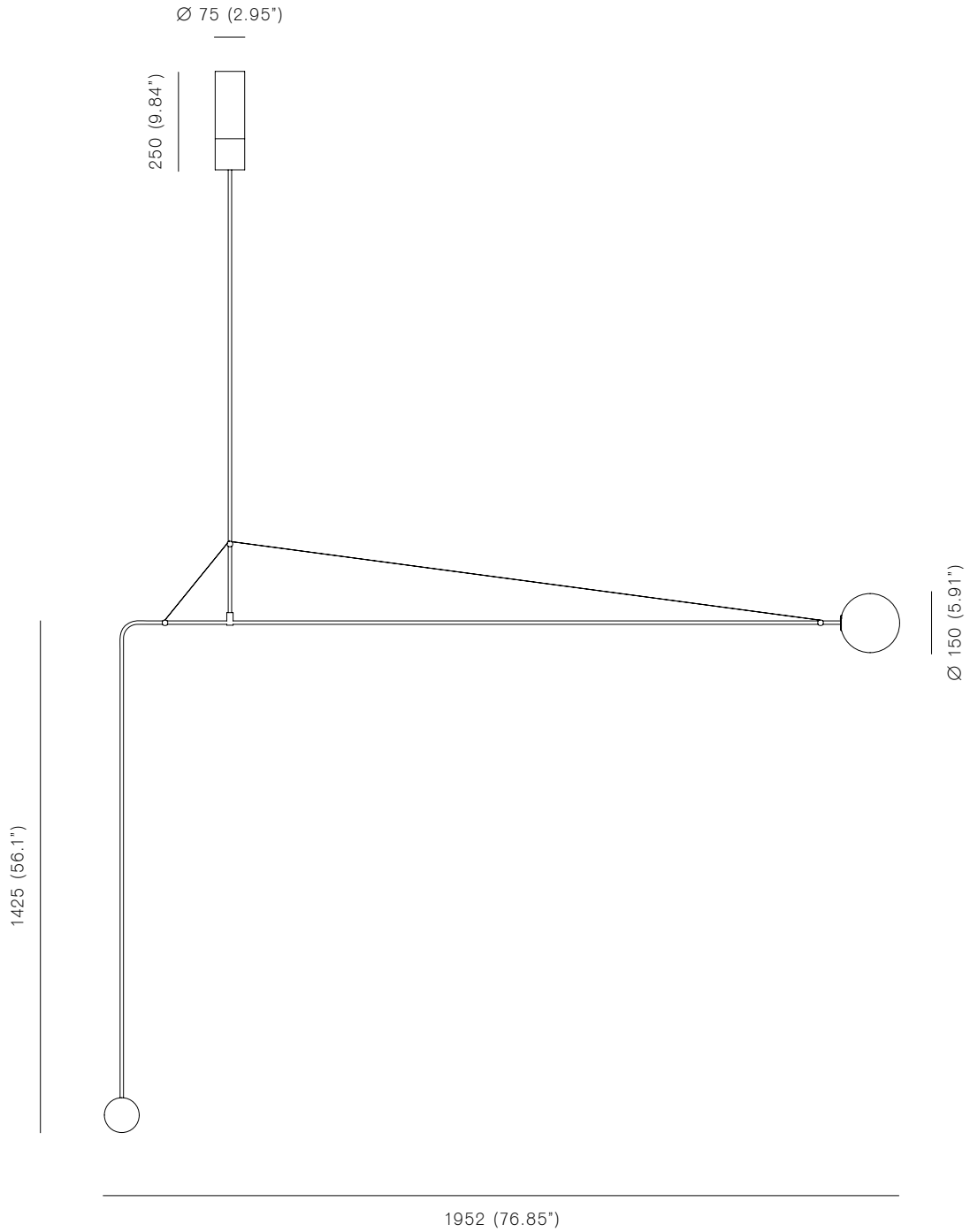
Mounting screws not included.

4mm countersunk screw recommended.

Mobile Chandelier 4, 2008



Mobile Chandelier 4, 2008
Black patinated brass
Mouth blown opaline sphere
Pendant rod length to order



Dimensions may vary for balancing purposes.

Bulb specifications

G6.35, 50W / 12V frosted halogen for \varnothing 150mm sphere
760lm / 2700K

120V version supplied with a 4" junction box cover

Product specifications

Input voltage: 120V / 240V

Maximum wattage: 50W

Dimmable: yes

Product weight: ~15kg

Minimum total drop 1795mm (with remote transformer). Maximum total drop 3550mm.

Please supply required drop length of fixture, measured from the ceiling to bottom fitting at time of order

Customisable dimensions upon request. Charges may apply.v Minimum width 1500mm, maximum width 1952mm.

Cleaning instructions

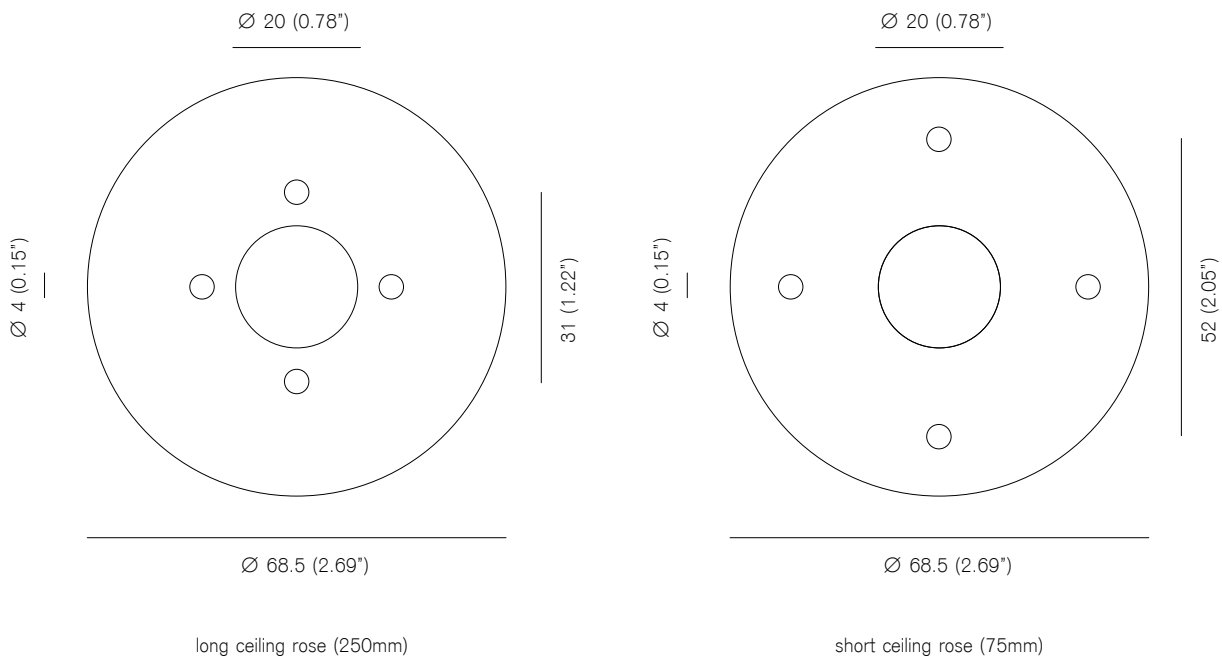
Before cleaning, lighting fixtures must be turned off and unplugged from mains electricity. Whilst cleaning them please be extremely careful and use the white cotton gloves provided in the product box.

Black patinated: Use a lightly damp soft dust cloth and gently go over marks until clean. Dry it afterwards with a soft dust cloth. Make sure the product is completely dry before switching the electricity on.

Opaline glass: Remove the opaline glass sphere from the product. Using a lightly damp cloth, clean only the outside of the sphere and dry it with a dry soft dust cloth.

Only put the glass sphere back on the product once it is fully dry.

Backplate



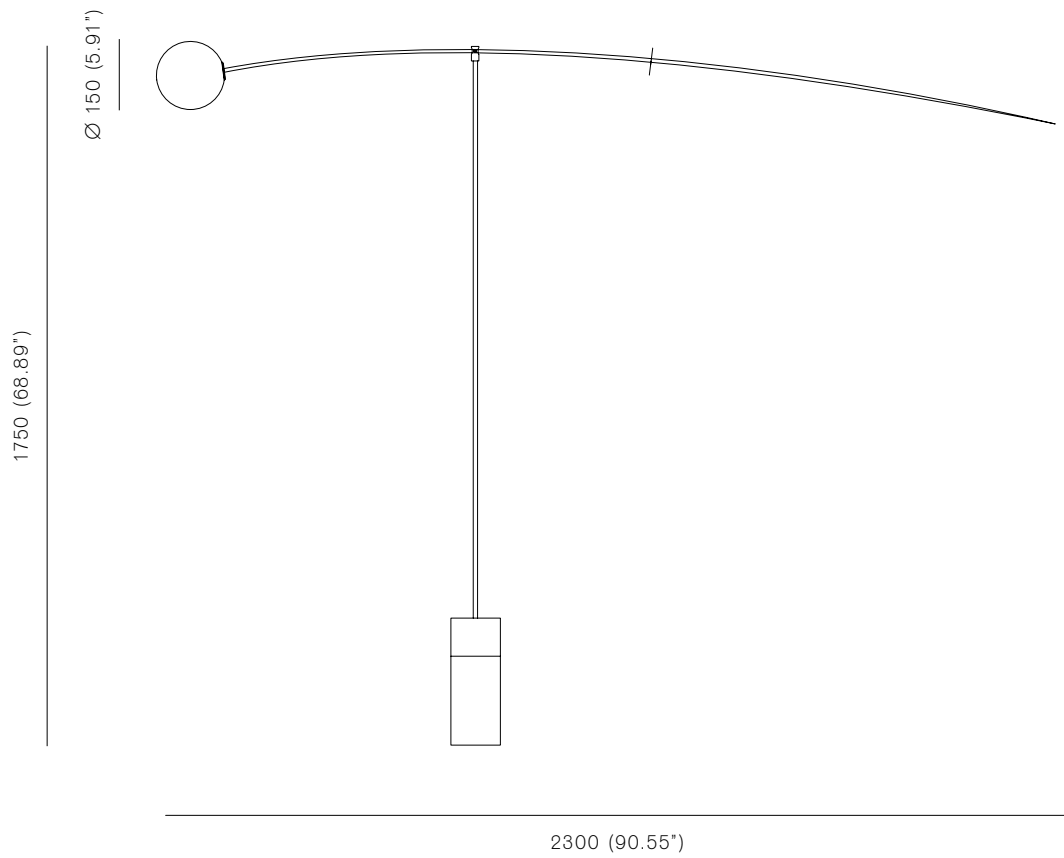
Mounting screws not included.

4mm countersunk screw recommended.

Mobile Chandelier 5, 2011



Mobile Chandelier 5, 2011
Black patinated brass
Mouth blown opaline sphere



Dimensions may vary for balancing purposes.

Bulb specifications

G6.35, 50W / 12V frosted halogen for ø150mm sphere
760lm / 2700K

120V version supplied with a 4" junction box cover

Product specifications

Input voltage: 120V / 240V

Maximum wattage: 50W

Dimmable: yes

Product weight: ~15kg

Cleaning instructions

Before cleaning, lighting fixtures must be turned off and unplugged from mains electricity. Whilst cleaning them please be extremely careful and use the white cotton gloves provided in the product box.

Black patinated: Use a lightly damp soft dust cloth and gently go over marks until clean. Dry it afterwards with a soft dust cloth. Make sure the product is completely dry before switching the electricity on.

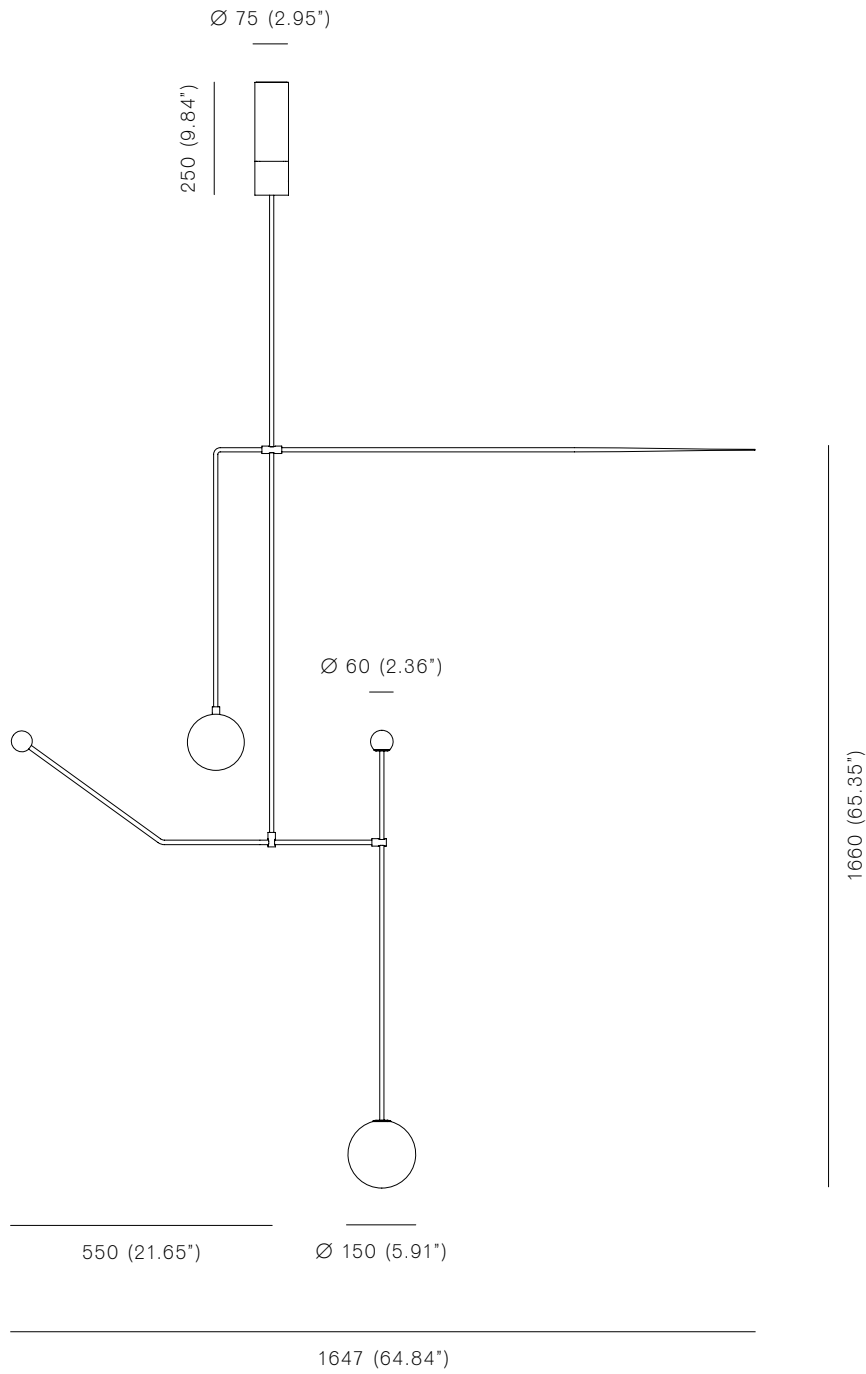
Opaline glass: Remove the opaline glass sphere from the product. Using a lightly damp cloth, clean only the outside of the sphere and dry it with a dry soft dust cloth.

Only put the glass sphere back on the product once it is fully dry.

Mobile Chandelier 6, 2015



Mobile Chandelier 6, 2015
Black patinated brass
Mouth blown opaline spheres
Pendant rod length to order



Dimensions may vary for balancing purposes.

Bulb specifications

G6.35, 50W / 12V frosted halogen for \varnothing 150mm sphere
760lm / 2700K

G4, 20W / 12V frosted halogen for \varnothing 60mm sphere
250lm / 2700K

120V version supplied with a 4" junction box cover

Product specifications

Input voltage: 120V / 240V

Maximum wattage: 50W for \varnothing 150mm sphere, 25W for \varnothing 60mm sphere

Dimmable: yes

Product weight: ~18kg

Minimum total drop 2180mm (with remote transformer). Maximum total drop 2500mm.

Please supply required drop length of fixture, measured from the ceiling to bottom fitting at time of order

Cleaning instructions

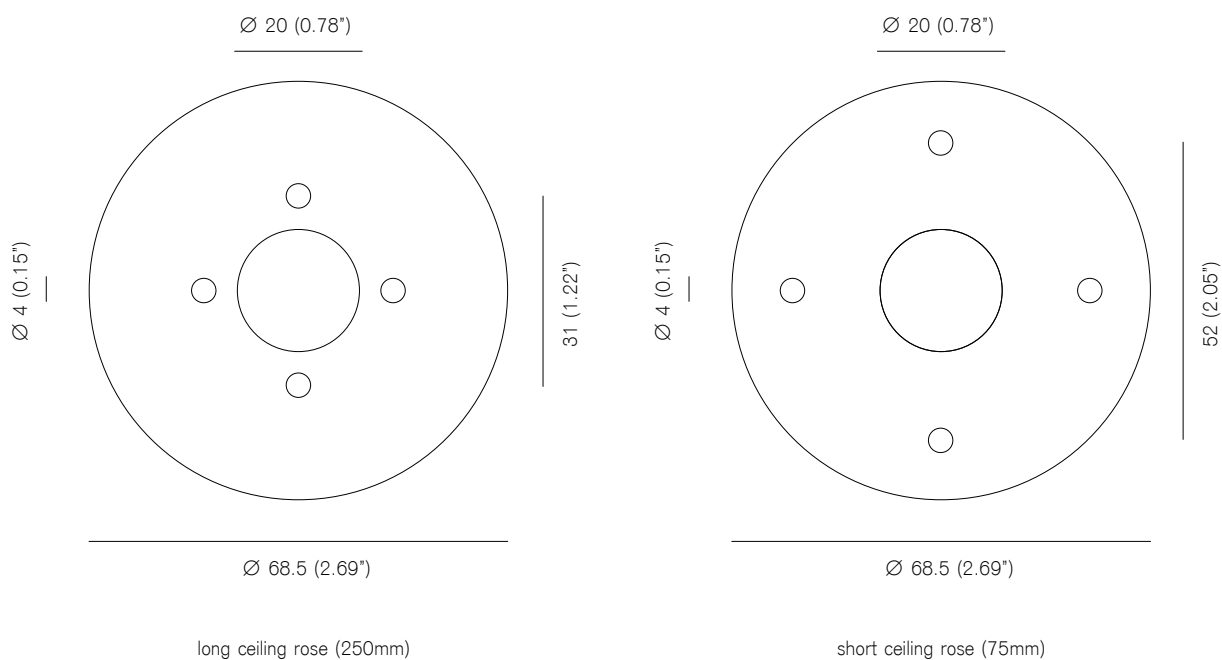
Before cleaning, lighting fixtures must be turned off and unplugged from mains electricity. Whilst cleaning them please be extremely careful and use the white cotton gloves provided in the product box.

Black patinated: Use a lightly damp soft dust cloth and gently go over marks until clean. Dry it afterwards with a soft dust cloth. Make sure the product is completely dry before switching the electricity on.

Opaline glass: Remove the opaline glass sphere from the product. Using a lightly damp cloth, clean only the outside of the sphere and dry it with a dry soft dust cloth.

Only put the glass sphere back on the product once it is fully dry.

Backplate



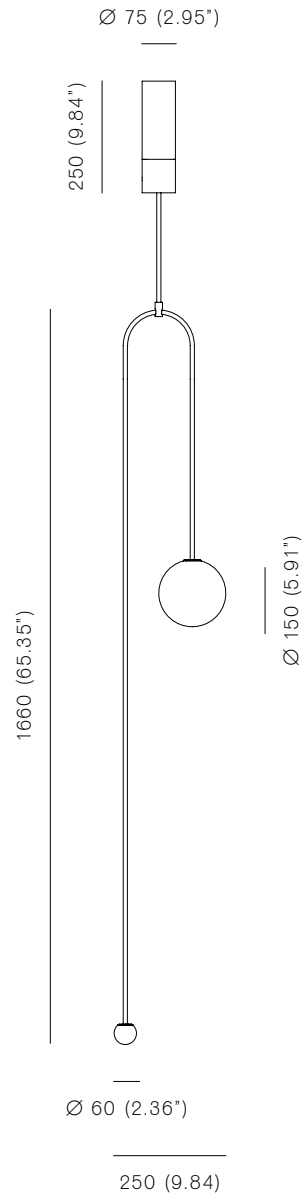
Mounting screws not included.

4mm countersunk screw recommended.

Mobile Chandelier 7, 2015



Mobile Chandelier 7, 2015
Black patinated brass
Mouth blown opaline spheres
Pendant rod length to order



Dimensions may vary for balancing purposes.

Bulb specifications

G6.35, 50W / 12V frosted halogen for \varnothing 150mm sphere
760lm / 2700K

G4, 20W / 12V frosted halogen for \varnothing 60mm sphere
250lm / 2700K

120V version supplied with a 4" junction box cover

Product specifications

Input voltage: 120V / 240V

Maximum wattage: 50W for \varnothing 150mm sphere, 25W for \varnothing 60mm sphere

Dimmable: yes

Product weight: ~15kg

Minimum total drop 2100mm (with remote transformer). Maximum total drop 2500mm.

Please supply required drop length of fixture, measured from the ceiling to bottom fitting at time of order

Cleaning instructions

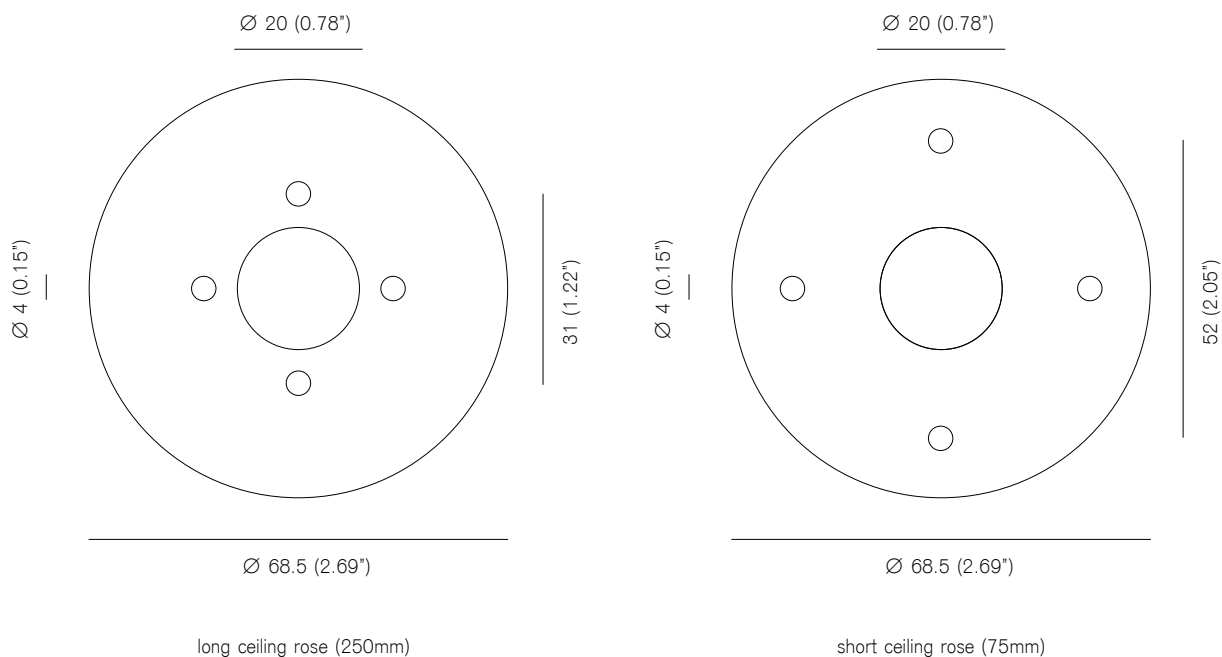
Before cleaning, lighting fixtures must be turned off and unplugged from mains electricity. Whilst cleaning them please be extremely careful and use the white cotton gloves provided in the product box.

Black patinated: Use a lightly damp soft dust cloth and gently go over marks until clean. Dry it afterwards with a soft dust cloth. Make sure the product is completely dry before switching the electricity on.

Opaline glass: Remove the opaline glass sphere from the product. Using a lightly damp cloth, clean only the outside of the sphere and dry it with a dry soft dust cloth.

Only put the glass sphere back on the product once it is fully dry.

Backplate



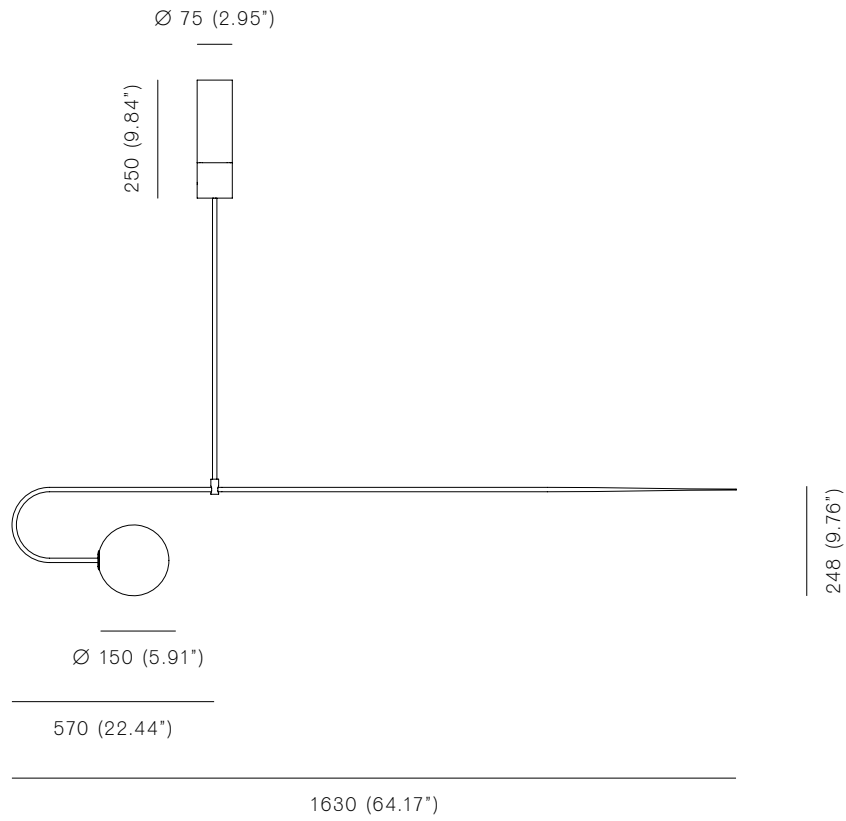
Mounting screws not included.

4mm countersunk screw recommended.

Mobile Chandelier 8, 2015



Mobile Chandelier 8, 2015
Black patinated brass
Mouth blown opaline sphere
Pendant rod length to order



Dimensions may vary for balancing purposes.

Bulb specifications

G6.35, 50W / 12V frosted halogen for $\varnothing 150\text{mm}$ sphere
760lm / 2700K

120V version supplied with a 4" junction box cover

Product specifications

Input voltage: 120V / 240V

Maximum wattage: 50W

Dimmable: yes

Product weight: $\sim 15\text{kg}$

Minimum total drop 500mm (with remote transformer). Maximum total drop 2500mm.

Please supply required drop length of fixture, measured from the ceiling to bottom fitting at time of order

Cleaning instructions

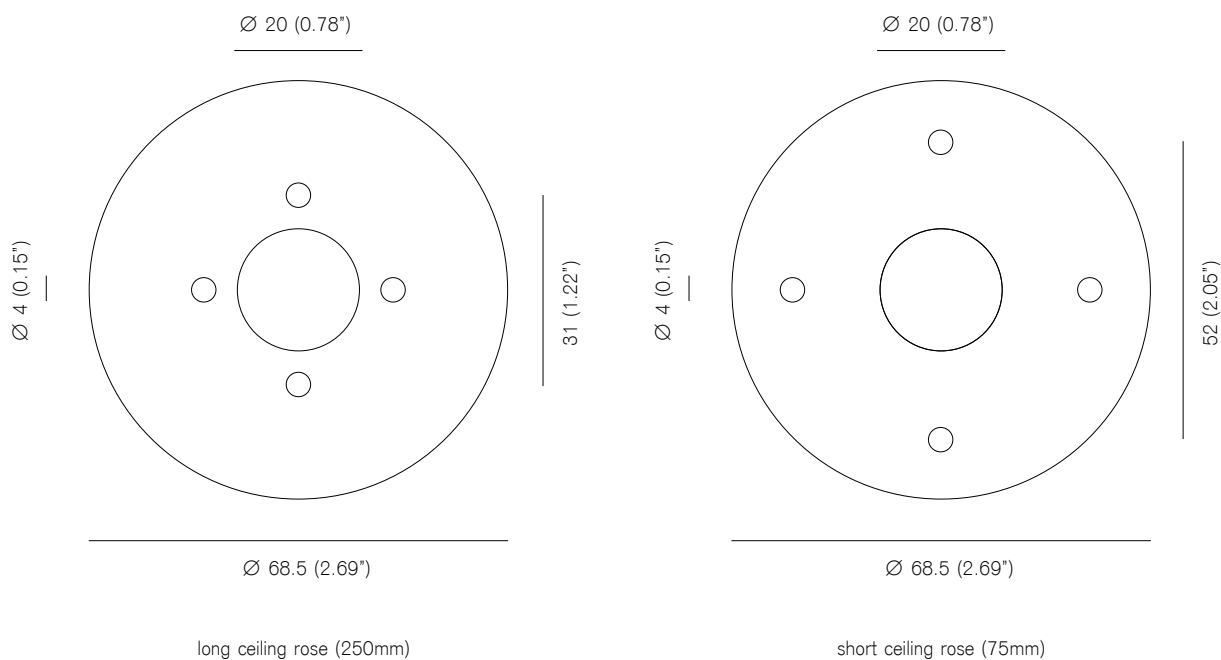
Before cleaning, lighting fixtures must be turned off and unplugged from mains electricity. Whilst cleaning them please be extremely careful and use the white cotton gloves provided in the product box.

Black patinated: Use a lightly damp soft dust cloth and gently go over marks until clean. Dry it afterwards with a soft dust cloth. Make sure the product is completely dry before switching the electricity on.

Opaline glass: Remove the opaline glass sphere from the product. Using a lightly damp cloth, clean only the outside of the sphere and dry it with a dry soft dust cloth.

Only put the glass sphere back on the product once it is fully dry.

Backplate



Mounting screws not included.

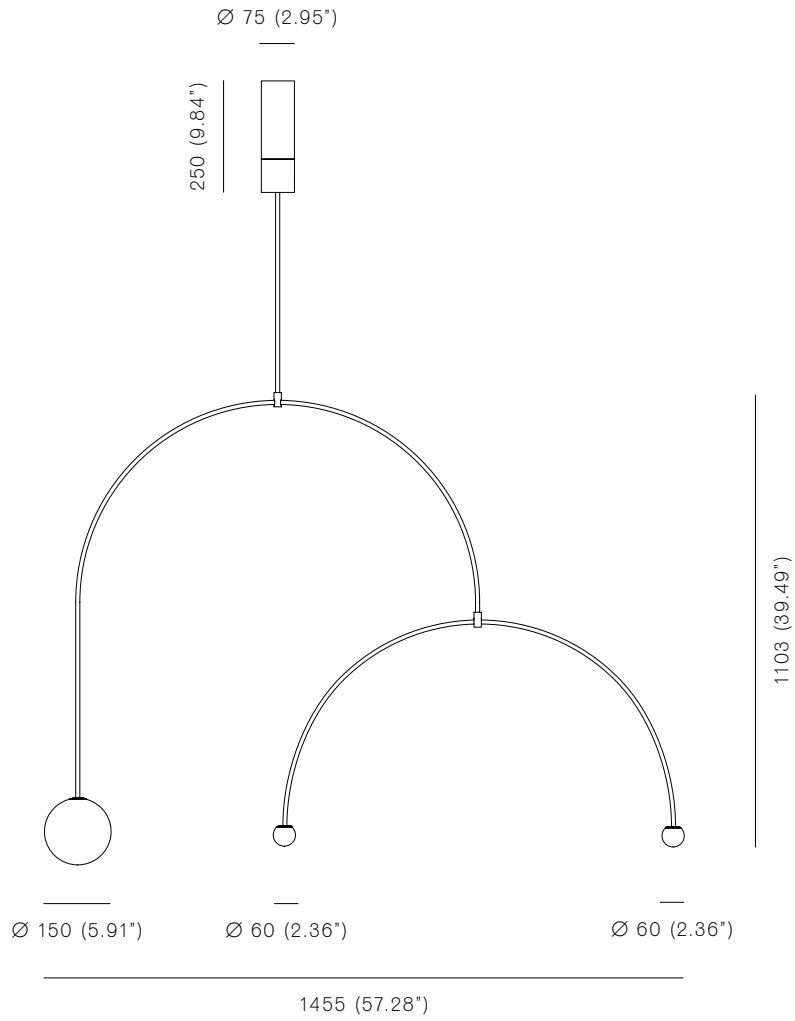
4mm countersunk screw recommended.

Mobile Chandelier 9, 2015





Mobile Chandelier 9, 2015
Black patinated brass
Mouth blown opaline spheres
Pendant rod length to order



Dimensions may vary for balancing purposes.

Bulb specifications

G6.35, 50W / 12V frosted halogen for \varnothing 150mm sphere
760lm / 2700K

G4, 20W / 12V frosted halogen for \varnothing 60mm sphere
250lm / 2700K

120V version supplied with a 4" junction box cover

Product specifications

Input voltage: 120V / 240V

Maximum wattage: 50W for \varnothing 150mm sphere, 25W for \varnothing 60mm sphere

Dimmable: yes

Product weight: ~15kg

Minimum total drop 1250mm (with remote transformer). Maximum total drop 2300mm.

Please supply required drop length of fixture, measured from the ceiling to bottom fitting at time of order

Cleaning instructions

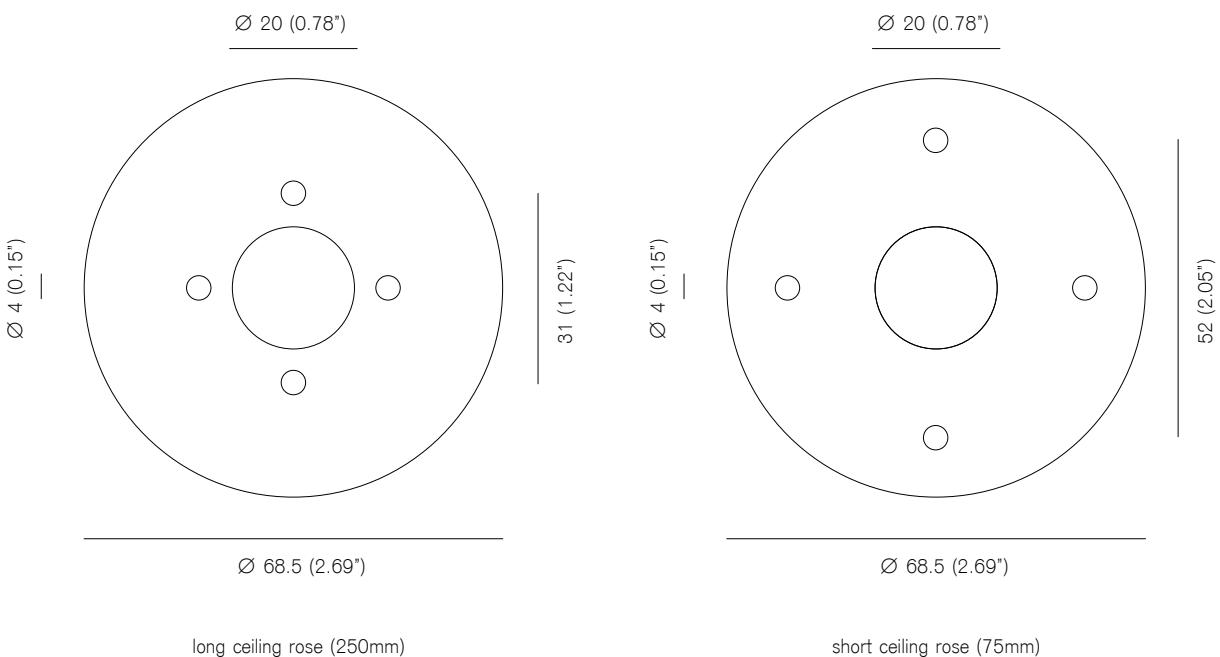
Before cleaning, lighting fixtures must be turned off and unplugged from mains electricity. Whilst cleaning them please be extremely careful and use the white cotton gloves provided in the product box.

Black patinated: Use a lightly damp soft dust cloth and gently go over marks until clean. Dry it afterwards with a soft dust cloth. Make sure the product is completely dry before switching the electricity on.

Opaline glass: Remove the opaline glass sphere from the product. Using a lightly damp cloth, clean only the outside of the sphere and dry it with a dry soft dust cloth.

Only put the glass sphere back on the product once it is fully dry.

Backplate




long ceiling rose (250mm)

short ceiling rose (75mm)

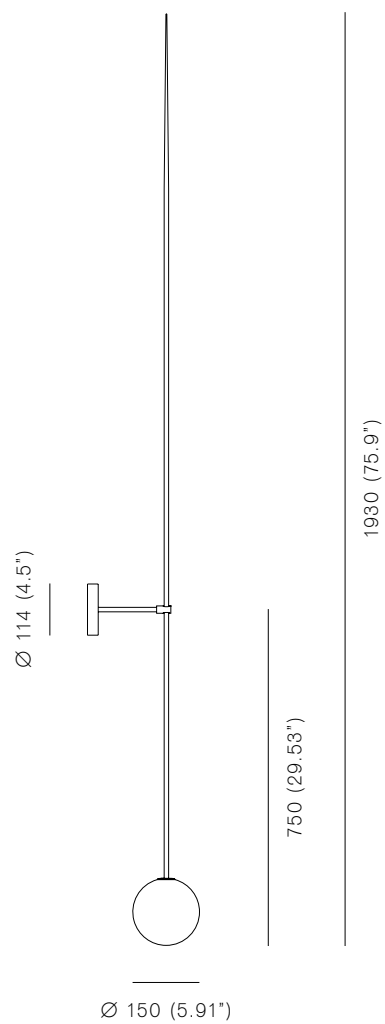
Mounting screws not included.

4mm countersunk screw recommended.

Mobile Chandelier 10, 2015



Mobile Chandelier 10 - Wall mounted, 2015
Black patinated brass
Mouth blown opaline sphere



Dimensions may vary for balancing purposes.

Bulb specifications

Bulb specifications 240V
G9, 40W frosted halogen bulb
460lm / 2800K

Bulb specifications 120V
G9, 40W frosted halogen bulb
350lm / 2800K

Product specifications

Input voltage: 120V / 240V
Maximum wattage: 40W
Dimmable: yes
Product weight: ~10kg

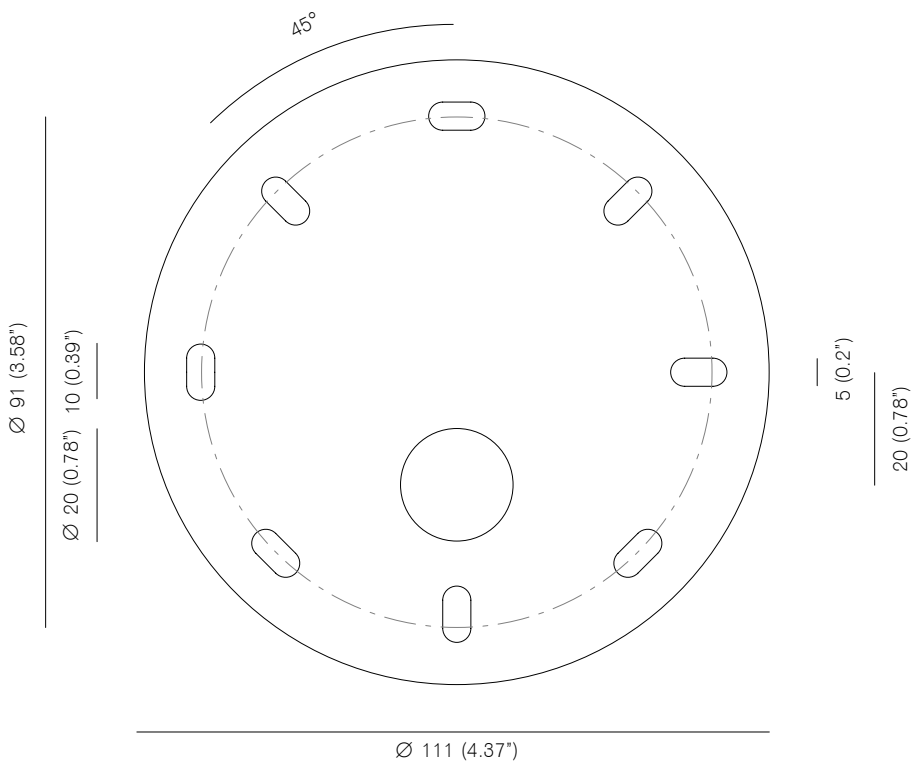
Cleaning instructions

Before cleaning, lighting fixtures must be turned off and unplugged from mains electricity. Whilst cleaning them please be extremely careful and use the white cotton gloves provided in the product box.

Black patinated: Use a lightly damp soft dust cloth and gently go over marks until clean. Dry it afterwards with a soft dust cloth. Make sure the product is completely dry before switching the electricity on.

Opaline glass: Remove the opaline glass sphere from the product. Using a lightly damp cloth, clean only the outside of the sphere and dry it with a dry soft dust cloth. Only put the glass sphere back on the product once it is fully dry.

Backplate



Mounting screws not included.
5mm screw recommended.

Michael Anastassiades' design philosophy is to preserve the inherent qualities of given material. All of our products are handmade and come in natural finishes, exposed to the elements without any protective lacquers. We look at oxidation as part of a process that adds to the patina of an object, increasing beauty with time. We try our best for all goods to leave our premises in pristine condition, but sometimes products may arrive with minor oxidation marks.

Whilst every effort is made to ensure accurate representation of product colours, finishes and dimensions, Michael Anastassiades Ltd reserves the right to alter these details without notice, in compliance with its own production needs, technological changes or in response to the current market needs. Colour swatches are for reference only; Michael Anastassiades Ltd cannot guarantee exact colour match for any product finishes.

All designs are protected under copyright law. Michael Anastassiades holds the exclusive manufacturing and distribution rights worldwide. Copying will be prosecuted.

All light fixtures in this catalogue have CE marking compliance.

Michael Anastassiades LTD
122 Lower Marsh, London SE1 7AE
T +44 (0)20 7928 7527
sales@michaelanastassiades.com
www.michaelanastassiades.com
© 2015, Michael Anastassiades LTD. All rights reserved.